

Surface-mounted luminaire - Silky matt MIRO-SILVER® micro-parabolic louvres - direct distribution

Sheet steel housing, flat rectangular cross section, visible installation height 26 mm with 30 mm clearance from the ceiling; end faces made of steel; Housing colour traffic white RAL 9016; Light distribution direct distribution by means of Silky matt MIRO-SILVER® micro-parabolic louvres of aluminium, Reflectivity-enhanced parabolic aluminium louvre, silk matt, with low installation height cross blades, self-engaging.  $65^\circ < 1500 \text{ cd/m}^2$  according to current standard DIN-EN 12464-1, UGR (4H/8H) 20.9. Electrical connection and connection of control cable using 5-pole connection terminal with plug-in contacts.

**CHARACTERISTICS**

Order number	60323026660
EAN number	4020863307142
Commodity code	94051190
Certification mark	IP 20, Protection class I, VDU $65^\circ < 1500$ , F, Indoor, CE
Impact resistance (IK rating)	IK03
Ambient temperatur	ta 25°C
Special properties	Ready for IoT
Warranty period	5 years
State funding programs	BEG - Federal funding for efficient buildings (valid only for Germany)

**DEEP-LINK**

<https://www.regiolum.de/en/article/60323026660>

**ELECTRICAL ENGINEERING**

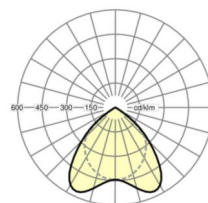
Controller	Electronic driver DALI2 (1 pcs.)
System output	36W
Mains voltage	230V/50Hz
Circuit breakers (inrush current)	17 pieces/B10, 28 pieces/B16, 29 pieces/C10, 47 pieces/C16
Energy efficiency class/light source	B

**LIGHTING TECHNOLOGY**

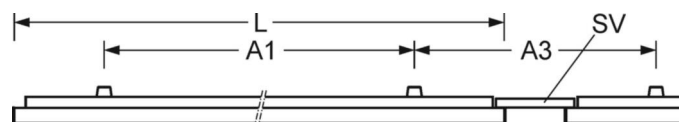
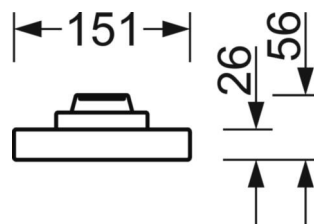
Placement	LED, Colour rendering/Light colour CRI $\geq 80 / 4000\text{K}$
Colour tolerance (MacAdam)	3SDCM
Nominal luminous flux	4308lm
LED service life	50000h L80/B10 (Tq 25°C)
Luminaire luminous efficiency	121lm/W
UGR lat./long.	20.9 / 20.2

**MECHANICS**

Housing colour	traffic white RAL 9016
Dimensions (LxWxH/DxH)	1540mm x 151mm x 56mm
Weight (net)	4.2kg
Cable entry KE (X/Y)	0mm/30mm
Type of installation	Ceiling-mounted single installation, Ceiling-mounted trunking installation, Pendulum mounting rail assembly on chain, Ceiling-mounted mounting rail installation, Ceiling-mounted mounting rail installation on T-system



Reference	LED 4300lm 840
$\eta_{LB}$	100 %
$\Phi_{\downarrow/\uparrow}$	100 % / 0 %
UGR lat./long.	20.9 / 20.2
VDU	$65^\circ < 1500\text{cd/m}^2$



**Dimensions**

L	1540 mm	Length
B	151 mm	Width
H	56 mm	Height
A1	1200 mm	Mounting distance single mounting
A3	442 mm	Mounting distance between luminaires in a light run arrangement
X	0 mm	Distance cable infeed to the center of the luminaire on the X-axis
Y	30 mm	Distance cable infeed to the center of the luminaire on the Y-axis

